

# 4. BLOCK DIAGRAM

A

## A TUNER AMP UNIT

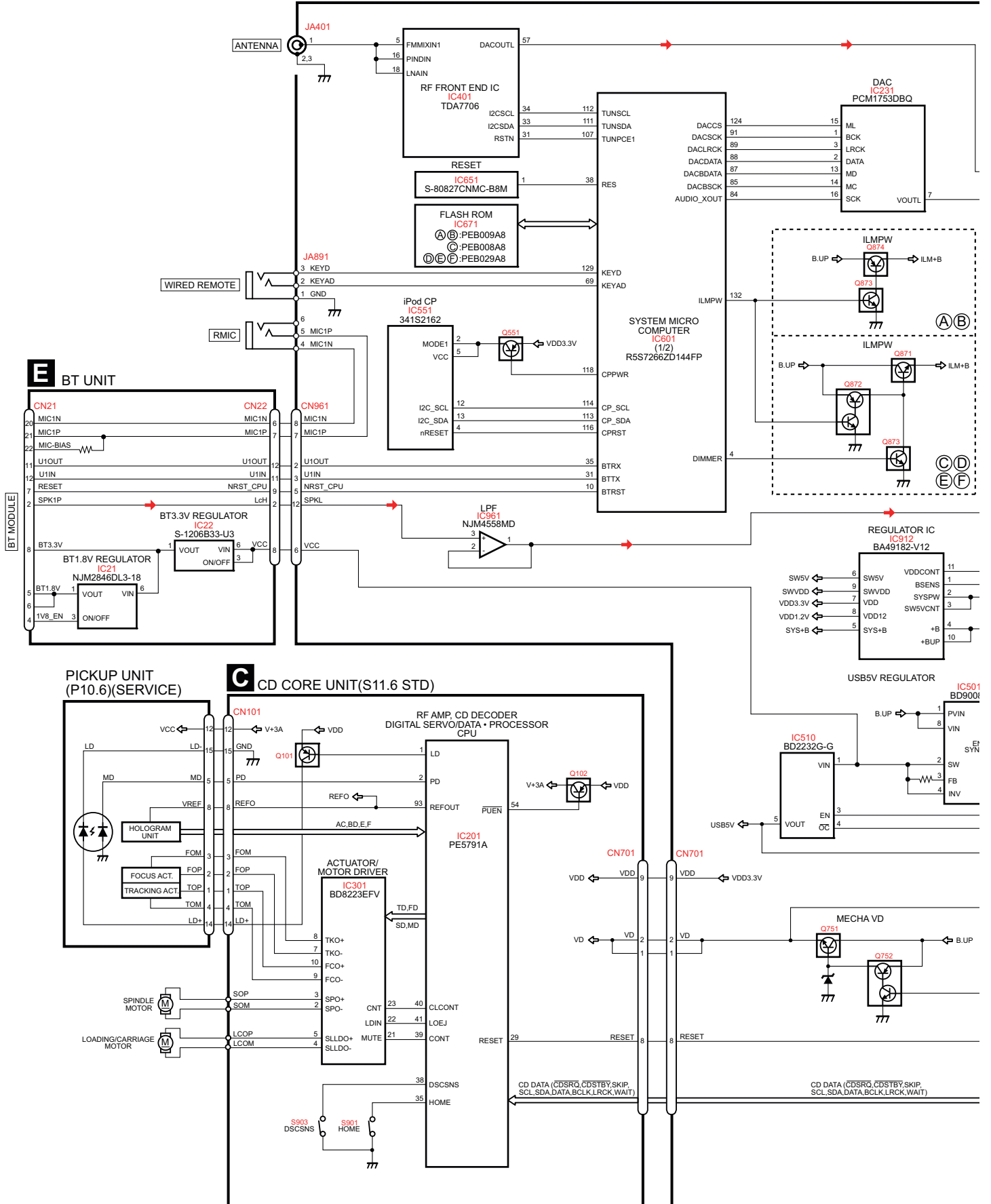
B

C

D

E

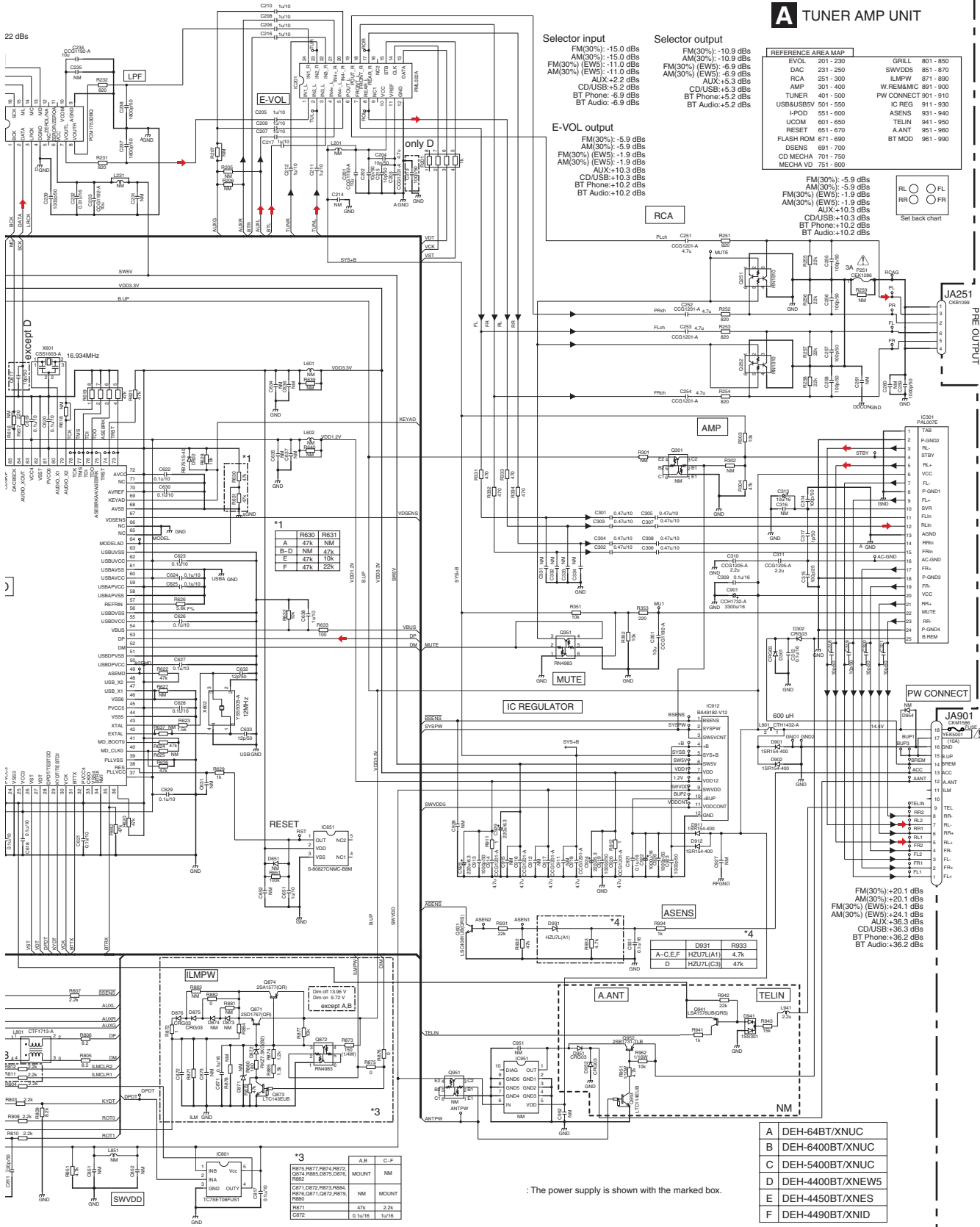
F



DEH-64BT/XNUC

# A-b

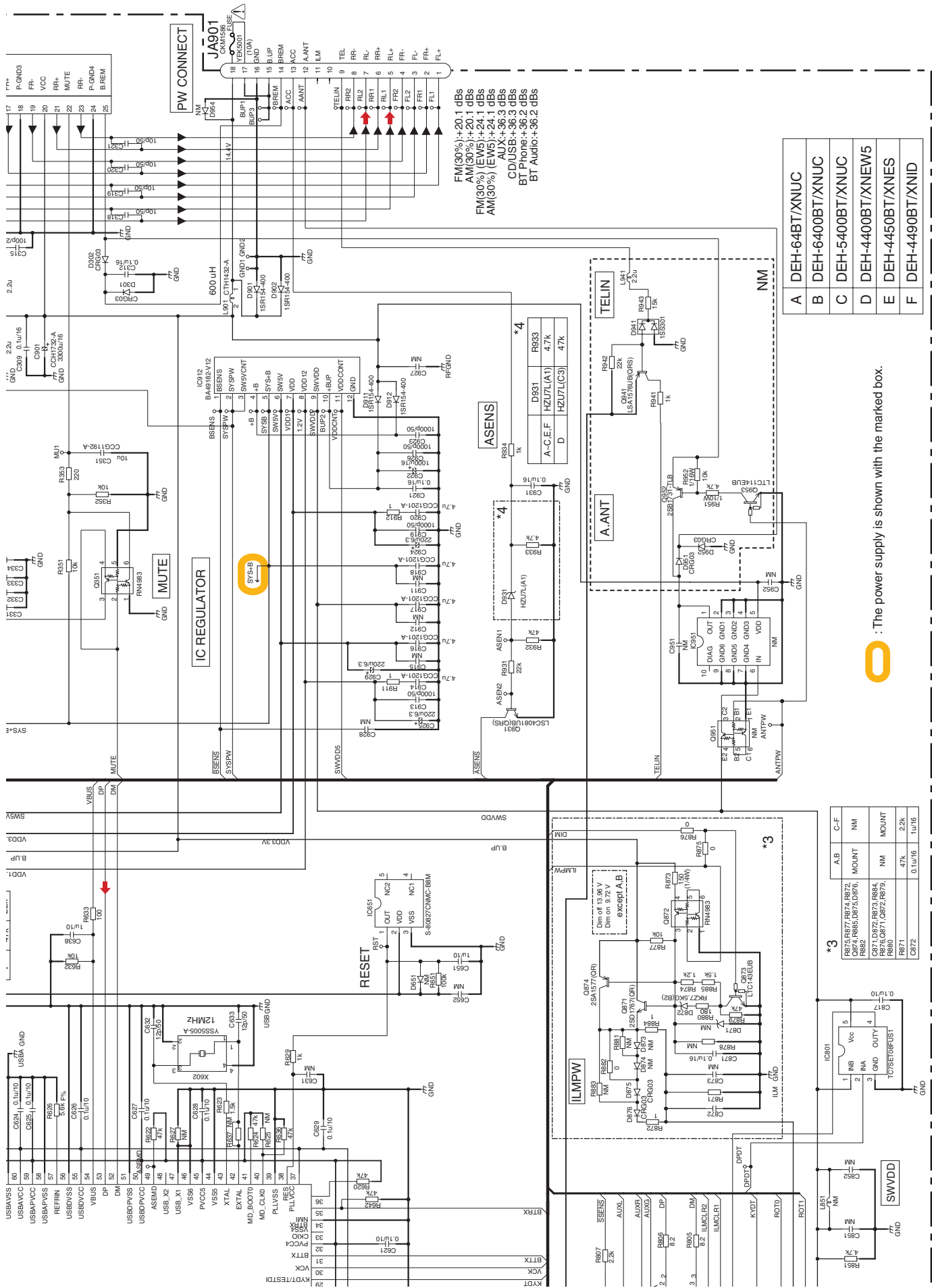
## A TUNER AMP UNIT



The power supply is shown with the marked box.


- A DEH-64BT/XNUC
- B DEH-6400BT/XNUC
- C DEH-5400BT/XNUC
- D DEH-4400BT/XNEW5
- E DEH-4450BT/XNES
- F DEH-4490BT/XNID

# DEH-64BT/XNUC



FM(30%) : -20.1 dBS  
 AM(30%) : -20.1 dBS  
 FM(30%) : -24.1 dBS  
 AM(30%) : -24.1 dBS  
 AUX : -36.3 dBS  
 CD/USB : -36.3 dBS  
 BT Phone : -36.2 dBS  
 BT Audio : -36.2 dBS

A	DEH-64BT/XNUC
B	DEH-6400BT/XNUC
C	DEH-5400BT/XNUC
D	DEH-4400BT/XNEW5
E	DEH-4450BT/XNES
F	DEH-4490BT/XNID

 : The power supply is shown with the marked box.

AB	C-F
R874, R877, R874, R872	MOUNT
R875, R882	MM
C874, R885, D875, D876	MM
C871, D872, R873, R884	MM
R876, C871, C872, R879	MOUNT
R879	47K
C872	0.1u/16

A-a A-b

A-b

DEH-64BT/XNUC